

Quick Facts Fall 2019

STUDENTS:

UNDERGRADUATE
ADMISSIONS FROM
ONTARIO HIGH SCHOOLS



Source: Student Record Management System



44% | 15,229



55% | 18,722



1% | 316

MALE:

12,953 Undergraduate | **2,276** Graduate

FEMALE:

16,035 Undergraduate | **2,687** Graduate

OTHER:

288 Undergraduate | **28** Graduate

TOTAL
STUDENTS
34,267

DOMESTIC:

85% | **29,001**

INTERNATIONAL:

15% | **5,266**



UNDERGRADUATE:
85% | **29,276**

GRADUATE:
15% | **4,991**

○ Full-Time: **96%** | **28,209**

○ Part-Time: **4%** | **1,067**

○ Full-Time: **85%** | **4,233**

○ Part-Time: **15%** | **758**

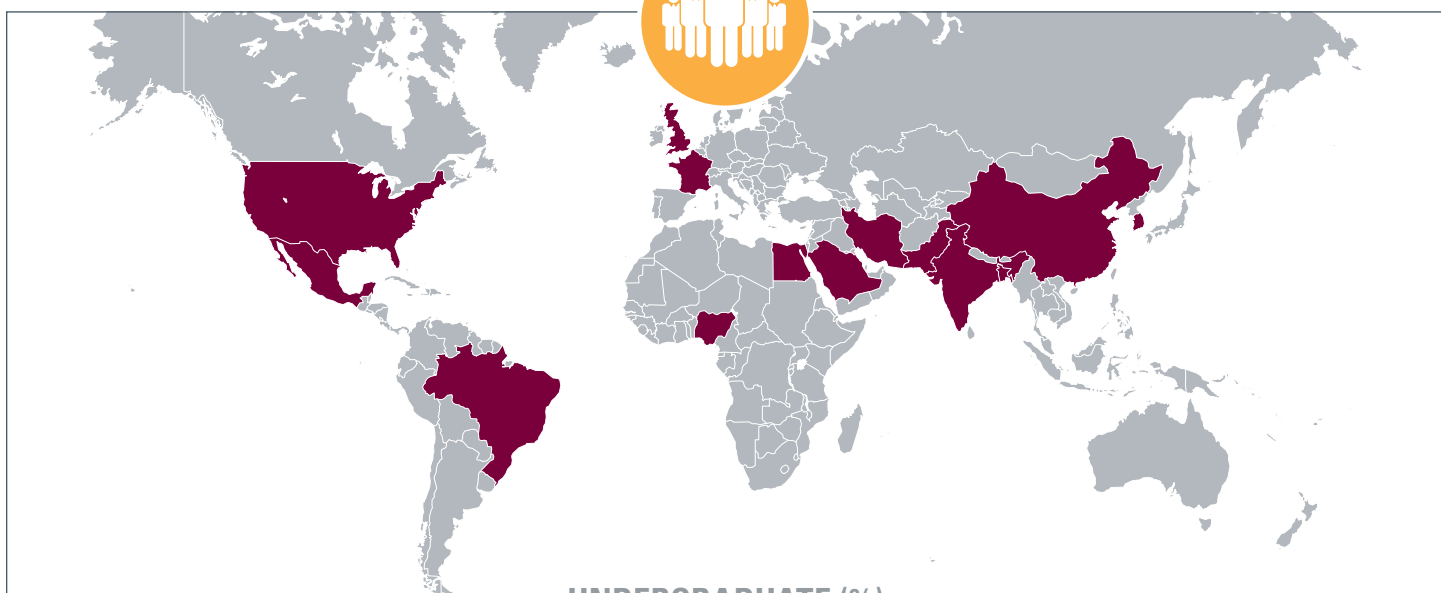
○ Domestic: **87%** | **25,414**

○ International: **13%** | **3,862**

○ Domestic: **72%** | **3,587**

○ International: **28%** | **1,404**

INTERNATIONAL:



UNDERGRADUATE (%)

China 67.7 India 4.3 Hong Kong 3.2 South Korea 2.5 Saudi Arabia 2.4 Nigeria 2.0 USA 1.0 France 0.9 UK 0.9 Bangladesh 0.9

GRADUATE (%)

China 33.5 India 22.7 Iran 11.6 Egypt 4.7 USA 3.2 Brazil 2.0 Bangladesh 1.8 Saudi Arabia 1.6 Turkey 1.4 Mexico 1.4

UNDERGRADUATE TOTAL HEADCOUNT ENROLMENT BY FACULTY (FALL 2019)

Business 3,396	Humanities 2,239	Arts & Science 265
Engineering 6,108	Science 7,626	Divinity College 182
Health Sciences 5,064	Social Sciences 4,396	

November 1, 2019 Student Headcount.

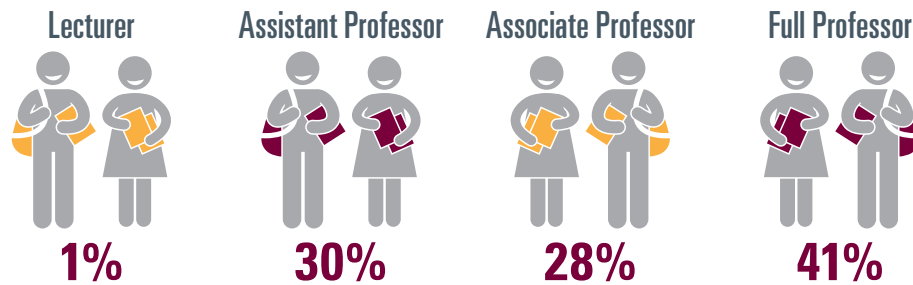
DEGREES AWARDED CY 2019

	MALE	FEMALE	OTHER		MALE	FEMALE	OTHER
Bachelor	2,203	2,974	55	Doctoral	134	102	0
First Professional	104	118	0	Graduate Cert/Dip	18	31	0
Masters	657	816	11	Total	3,116	4,041	66

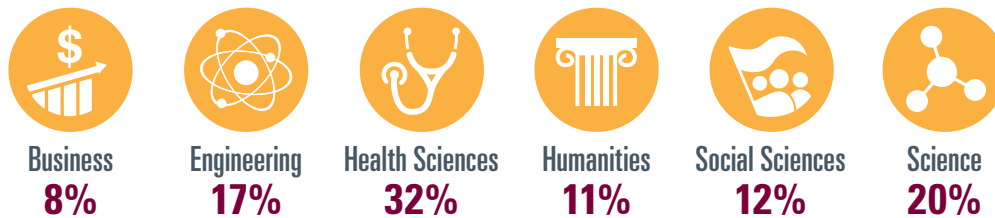
FACULTY and STAFF:

Recognized as one of
Hamilton-Niagara's Top Employers

TOTAL FULL-TIME FACULTY BY RANK



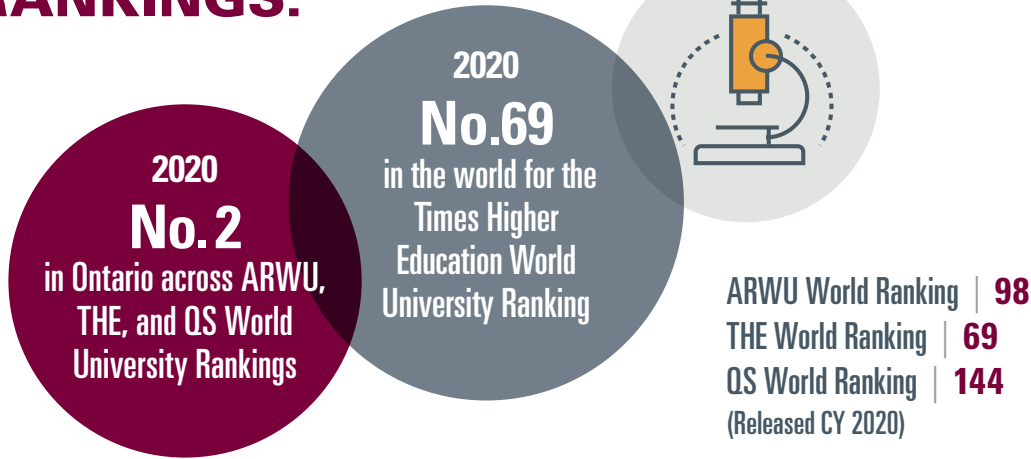
TOTAL FULL-TIME FACULTY BY FACULTY



Total Faculty: 1,050 | 60% Male 40% Female | Total Staff: 11,862 | 39% Male 59% Female 2% Other

October 1, 2019 Full-Time Faculty. August 27, 2020 Staff Headcount.

RANKINGS:



205,810

Alumni

10

Vanier Scholars

20

Total Vanier
since 2015

1

Banting Fellow

3

Nobel Prize Winners

91%

of Undergraduates
continued to 2nd year

81%

of Undergraduates
graduated within
7 years (2011 cohort)

88

Canada Research
Chairs

15

3M National Teaching
Fellowship

118

Endowed Chairs

2

CIHR Chairs

1

Canada 150
Research Chair

6

NSERC Chairs

2

Ontario Research
Chairs

14

World's Most Highly
Cited Researchers
(Clarivate Analytics 2019)